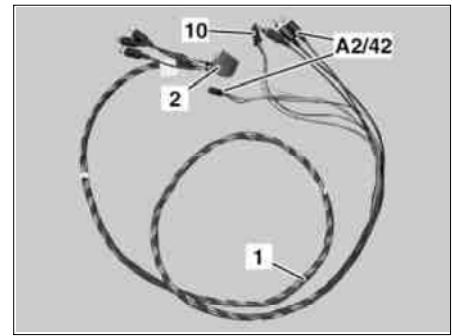


1 Prepare adapter wiring harness (1) as shown in figure.

2 *Digital TV tuner*


10 *Intermediate coupling for voltage supply*

A2/42 *TV tuner*



P82.60-4283-01


2 Detach coupling for voltage supply (20) and the antenna line (21) to TV tuner (A2/42).



P82.60-4284-01

3 Disconnect the coupling for the voltage supply (20) (arrow) and remove the insert with the 4-pin coupling.


4 Insert the TV tuner from the adapter wiring harness (1) into the coupling for the voltage supply (20) seal it and then connect to the TV tuner.



P82.60-4285-01

5 Disconnect the remaining insert from the series wiring harness and insert the 4 lines according to their numbers into the intermediate coupling housing (10) included in the harness.


6 Connect the intermediate coupling housing (10) to the adapter wiring harness.



P82.60-4286-01

7 Connect adapter wiring harness (1) as shown in picture to TV tuner (A2/42).

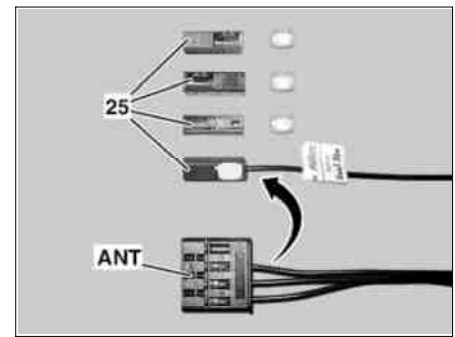
i Connection to the TV tuner (A2/42) is usually done via the AV1 connections (3 color-coded plug). If these are already assigned, then connection is made to AV2.



P82.60-4287-01

8 Disconnect the series wiring harness (ANT) and insert the 4 antenna lines into the single coupling housing (25) as included in the harness.

i Any of the lines can be inserted into any of the couplings; the colors be they green or brown are irrelevant.

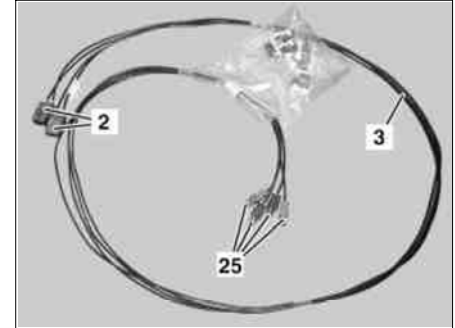


P82.60-4288-01

9 Prepare antenna wiring harness (3) as shown in figure.


10 Connect antenna wiring harness (3) to the single coupling housing (25) and fasten in place using self-adhesive felt.

11 Connect the 2 coded couplings to the digital TV tuner (2).




P82.60-4289-01

12 Prepare the antenna return line (4) as shown and connect to the digital TV tuner (2) and the antenna to the TV tuner (A2/42).



P82.60-4290-01

13 Route adapter wiring harness (1), antenna wiring harness (3) and antenna return line (4) as shown along existing lines in the luggage compartment at the left to the digital TV tuner (2) and fasten in place using tie straps.



P82.60-4291-01