


MODELS 203.042 /242 /742, 209.342 with ENGINE 271.940

MODELS 211.042 /242 with ENGINE 271.941

MODELS 203.046 /246 /746 with ENGINE 271.946

MODELS 203.040 /740 with ENGINE 271.948

- 1 Reservoir cap, power steering pump
- 2 Connection, high pressure expansion hose
- 3 Connection, return line
- 4 Shield
- 5 Hose clamp
- 6 Return flow pipe
- 7 Alternator line B+
- 8 Torx screws



P46.30-2127-06

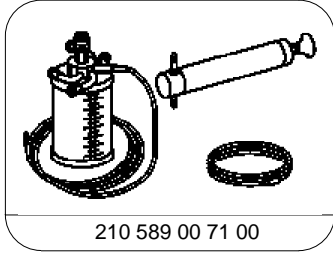
	Remove/Install		
1	Remove poly V-belt		AR13.22-P-1202QK
2	Extract steering oil	<p> Undo reservoir cap of power steering pump (1).</p> <p> Hand pump</p>	*210589007100
3	Disconnect high pressure expansion hose	<p> Unscrew connection of high pressure expansion hose (2).</p> <p> Installation: Replace sealing rings.</p> <p> Model 211</p> <p> Engine 271</p>	*BA46.30-P-1003-01D *BA46.30-P-1002-01E
4	Disconnect return line (6)	<p> Loosen hose clamp (5), pull return line from off connection for return line (3).</p> <p> Set of plugs</p>	*129589009100
5	Detach shield (4) with alternator line B+ (7)	Unscrew TORX bolts (8).	
6	Remove power steering pump	<p> Front and rear bolts.</p> <p> Model 211</p> <p> Engine 271</p>	*BA46.30-P-1001-01D *BA46.30-P-1001-01E
7	Install in the reverse order		
8	Fill power steering pump and bleed	Model 203, 209	AR46.30-P-0010P
		Model 211	AR46.30-P-0010T

Power steering pump

Number	Designation		Model 203 with Engine 271.940 / 942/946 / 948	Model Series 211 with Engine 271.941/ 943
BA46.30-P-1001-01E	Bolt, to secure power steering pump	Nm	20	20
BA46.30-P-1002-01E	Connecting pipe, high pressure expansion hose to power steering pump	Nm	45	45

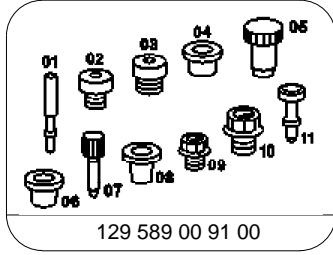
Nm Power steering pump

Number	Designation	Model
BA46.30-P-1001-01D	Bolt, to secure power steering pump	211.004/006/016/ 026/028/206/ 216/226
BA46.30-P-1003-01D	Banjo bolt of high pressure flexible hose to power steering pump	Nm 20 Nm 40



210 589 00 71 00

Hand pump



129 589 00 91 00

Set of plugs